

Financial Summary

Summary of Financial Information for Fiscal Years Ending July 30, 2007 and 2008

2007

2008

Revenue	Contributions	193,105	335,465
	Revenue/Book Sales	11,106	7,494
	Investment Earnings*	107,544	54,963
	Interest Earnings	64,494	64,318
	Total Revenue	376,249	462,240
	Cost of Goods Sold / Book Sales	-5,170	-3,656
	Gross Profit	371,079	458,584
Expenses	Grants from participating funds	56,776	71,252
	Grants from restricted funds	56,310	61,090
	Other Distributions	8,305	51,934
	Payroll**	42,787	44,085
	Operating Expenses	8,007	11,391
	Program Expense	3,141	1,276
	Total Expenses	175,326	241,028
Other Income	In-Kind Contributions	19,182	18,000
Other Expenses	Donated Goods and Services	19,182	18,000
	Depreciation Expense	1,009	90
	Total Other Expenses	20,191	18,090
Increase in Net Assets		\$194,744	\$ 217,466

* Includes Unrealized Gains

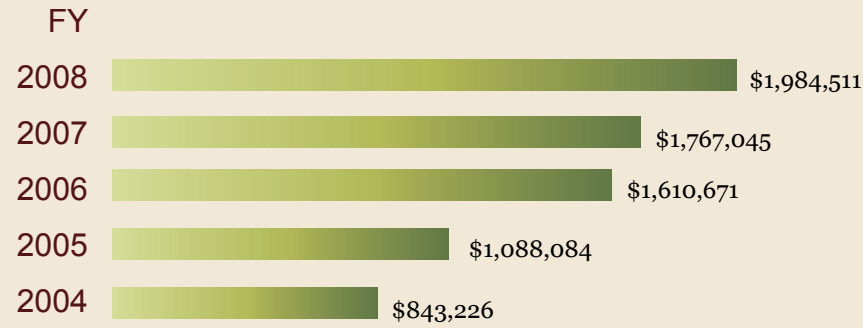
** Salary, Taxes, Benefits paid from unrestricted funds

Fund Balance as of July 1, 2006 \$1,620,751
Fund Balance as of June 30, 2007 \$1,767,045

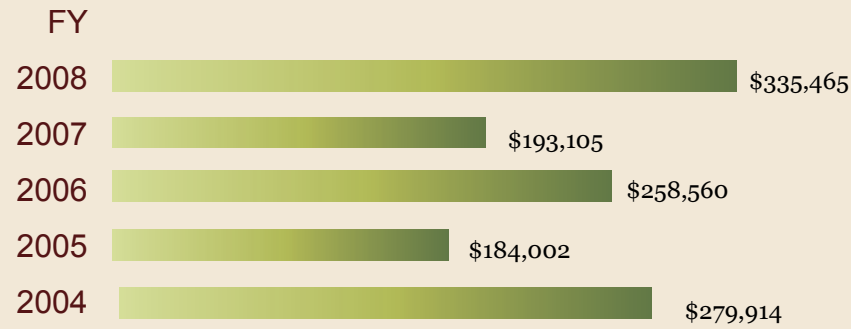
Fund Balance as of July 1, 2007 \$1,767,045
Fund Balance as of June 30, 2008 \$1,984,511

The 2008 audited financial statements are available upon request.

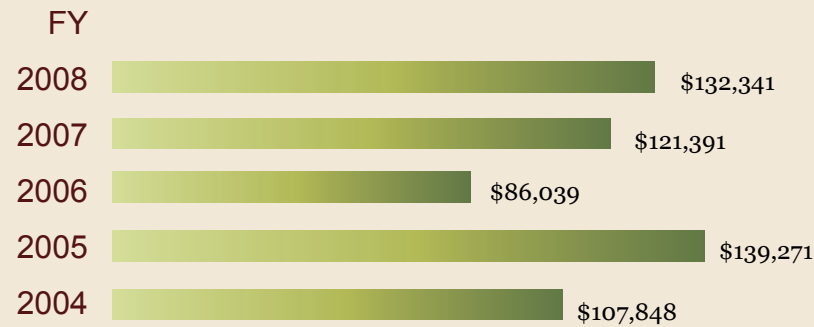
ASSETS



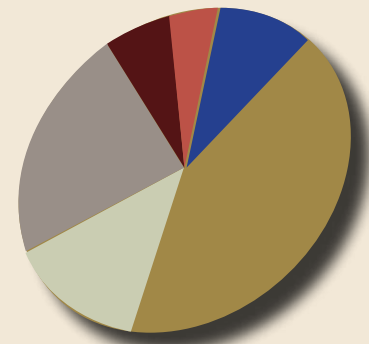
CONTRIBUTIONS



GRANTS



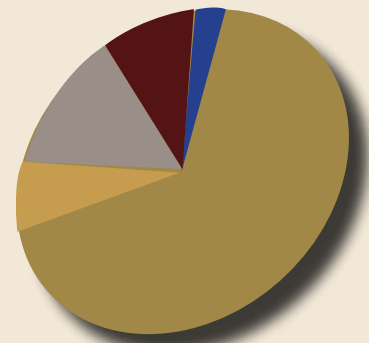
ASSETS BY FUND TYPE



Unrestricted	\$194,506
Donor Advised	\$825,189
Agency Endowments	\$347,008
Field of Interest	\$453,653
Restricted	\$88,018
Other	\$76,137

Total **\$1,984,511**

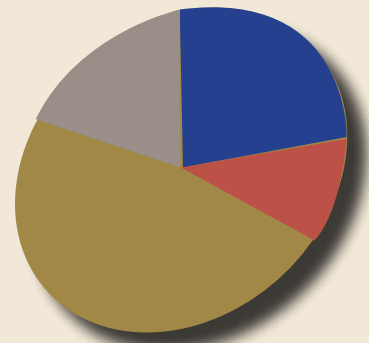
CONTRIBUTIONS BY FUND TYPE



Agency Endowments	\$8,867
Special Projects and Other	\$205,568
Unrestricted	\$30,098
Field of Interest	\$56,221
Donor Advised	\$34,711

Total **\$335,465**

GRANTS BY FUND TYPE



Donor Advised	\$21,175
Field of Interest	\$17,452
Unrestricted	\$65,414
Special Project & Other	\$28,300

Total **\$132,341**